

How do your postural support products measure up?

Postural support devices, constructed as additional components to wheelchair seating, are widely available. The new wheelchair seating standards specify test methods for measuring a device's ability to withstand static, impact and repeated loads. Tests involve mounting the device on a rigid test fixture to simulate a wheelchair, and applying forces to simulate normal usage.

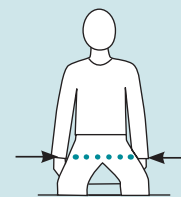
In standards-based static and repetitive load tests, the maximum allowable movement, or slip, is 10mm. Average slip for a Bodypoint® belt is just 0-5mm. To a wheelchair user, a few millimeters can mean the difference between a safe, comfortably fitted belt, and one that slips, rubs, aggravates, goes unused or requires constant repositioning.

A method-driven approach

Proper positioning begins with accurate measurements and sizing. For example, it's helpful to understand that a small pediatric patient with a 10-inch hip width would be ill-fitted in a belt with a large 2-inch buckle. Standards make it easier to determine the right product for each individual.

Measuring for a Hip Belt

Measure hip width across the greater trochanters with the person seated. If the hip width falls between sizes on our chart, consider other factors such as growth, weight changes, and clothing.



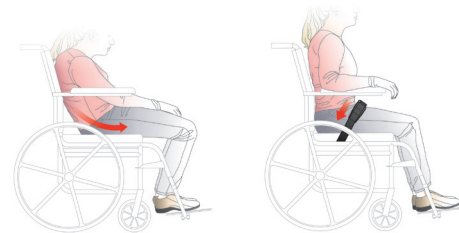
XS	5-9" (13-23cm)
S	7-11" (18-28cm)
M	9-15" (23-38cm)
L	13-19" (33-48cm)

Positioned for success

Standards help you identify the products, measurements and a common language to achieve the ideal posture. This begins with the neutral alignment of spine and head, a level pelvis, and shoulders slightly posterior to the pelvis.

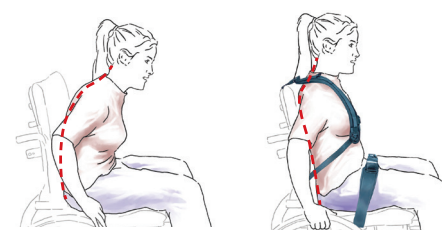
Posterior Pelvic Tilt

Uncorrected Corrected



Trunk Kyphosis

Uncorrected Corrected

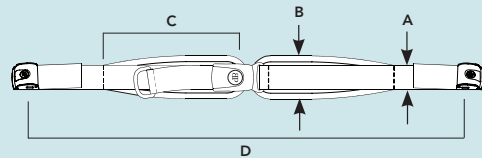


Non-standards-based products not only put your customers' comfort and safety at risk; they can negatively impact your profitability and client success. Although the initial cost of other products may be lower, broken grommets, belt slippage, overstretched material or other failures can invite service calls that translate into higher overall costs. Make sure you're positioned for success with standards-tested products from Bodypoint®.

New wheelchair seating standards

Elevating the performance of postural support devices

Product Measurements for Hip Belts



	A	B	C	D
XS	1" (25mm)	1-3/4" (44mm)	6" (15cm)	50" (127cm)
S	1-1/2" (38mm)	2-1/4" (57mm)	7" (18cm)	55" (140cm)
M	1-1/2" (38mm)	2-1/2" (64mm)	9" (23cm)	60" (152cm)
L	2" (50mm)	3" (76mm)	11" (28cm)	65" (165cm)



STRENGTHEN
YOUR
POSITION®

For more information visit
www.bodypoint.com/standards.aspx



To order the ISO 16840-3:2014 standard visit
http://www.iso.org/iso/catalogue_detail.htm?csnumber=61349

To order Wheelchair Seating RESNA WC-3:2013 – American National Standard for Wheelchairs Volume 3: Wheelchair Seating visit
<http://www.resna.org/atStandards/>

 Bodypoint®



Standards help strengthen your position

The International Standards Organization (ISO), the American National Standards Institute (ANSI) and the Rehabilitation Engineering and Assistive Technology Society of North America (RESNA) have introduced new standards for wheelchair seating. As the leading voice in the development of these global standards, Bodypoint® is driving improvements in the design, quality and application of postural support devices.

"With common standards for sizing and measurement, it was easy to find the right hip belt. It fits perfectly—secure and comfortable—and now I can get on with the things I want to do."

- Aditya Ganapathiraju, C-5 level spinal cord injury

These new standards not only provide sizing guidelines and performance criteria. They also reflect a growing recognition across the wheelchair community that raising the bar—and our expectations—can empower us all to achieve our full potential.

Seven reasons to love the new wheelchair seating standards

- 1 You'll be a positioning champion.** By establishing common sizing and performance criteria for postural support devices, the new standards ensure a product's fit and quality so you can have greater confidence in the devices you sell, buy, apply and wear.
- 2 You'll achieve a better fit.** The standards eliminate confusion and variability in measurement terminology, and guide you in choosing the correctly sized postural support device for each client's needs.
- 3 You'll eliminate trial and error.** Now you can precisely measure a person's size and desired sitting posture, and prescribe a seating system that matches correctly the first time. No more repeat visits to re-fit, adjust or replace devices.
- 4 You'll boost patient safety and satisfaction.** Wheelchair users are more likely to comply with the use of postural support devices when they fit comfortably and securely. You'll avoid the risk of ill-fitted devices causing discontent, discomfort or serious harm.
- 5 You'll save costs.** Pelvic positioning and anterior trunk support products must pass minimum thresholds in static and repetitive load tests, so you can trust that they won't break, slip, overstretch or otherwise fail—helping to eliminate costly service calls.
- 6 You'll know how to identify the best products.** Standard testing methods give you a clear understanding of which products will meet your performance expectations, and which will not, so you can make more informed product decisions and recommendations.
- 7 You'll differentiate yourself.** Market demand for high-quality, standards-tested products is accelerating, and Bodypoint® can set you apart from the competition. Our products exceed industry standards, so you're positioned to exceed customers' expectations.

"You can trust that postural support products tested to a measurable industry standard will deliver the fit, durability, safety and performance I expect for my clients."

- Kelly Waugh, PT, MAPT, ATP

