




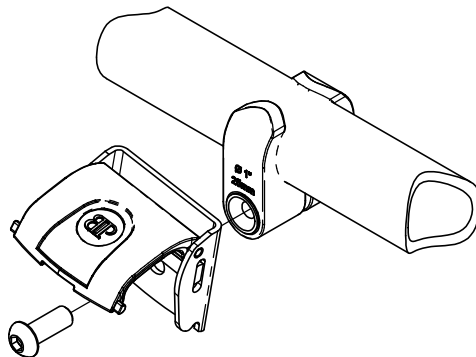
**Note:**

Cinch-Mount endfittings are shown in this bulletin, but the method of attachment can be used as well for Flat-Mount endfittings.

Cam buckles do not work because the protrusion of the screw tip and nut blocks the full closing of the lid.



*BELT POSITION AND LENGTH CAN BE ADJUSTED  
AFTER INSTALLING CINCH-MOUNT TO TUBING*



**FOR PERMOBIL PS SEATING SYSTEM WITH Ø1-INCH TUBING**

**FS135 / FS136 CINCH-MOUNT ENDFITTING  
AND HW310-25-A FRAME CLAMP**

note

description

**PERMOBIL BELT MOUNTING SOLUTIONS**

drawing no.

**D07-0601-01**

date originated

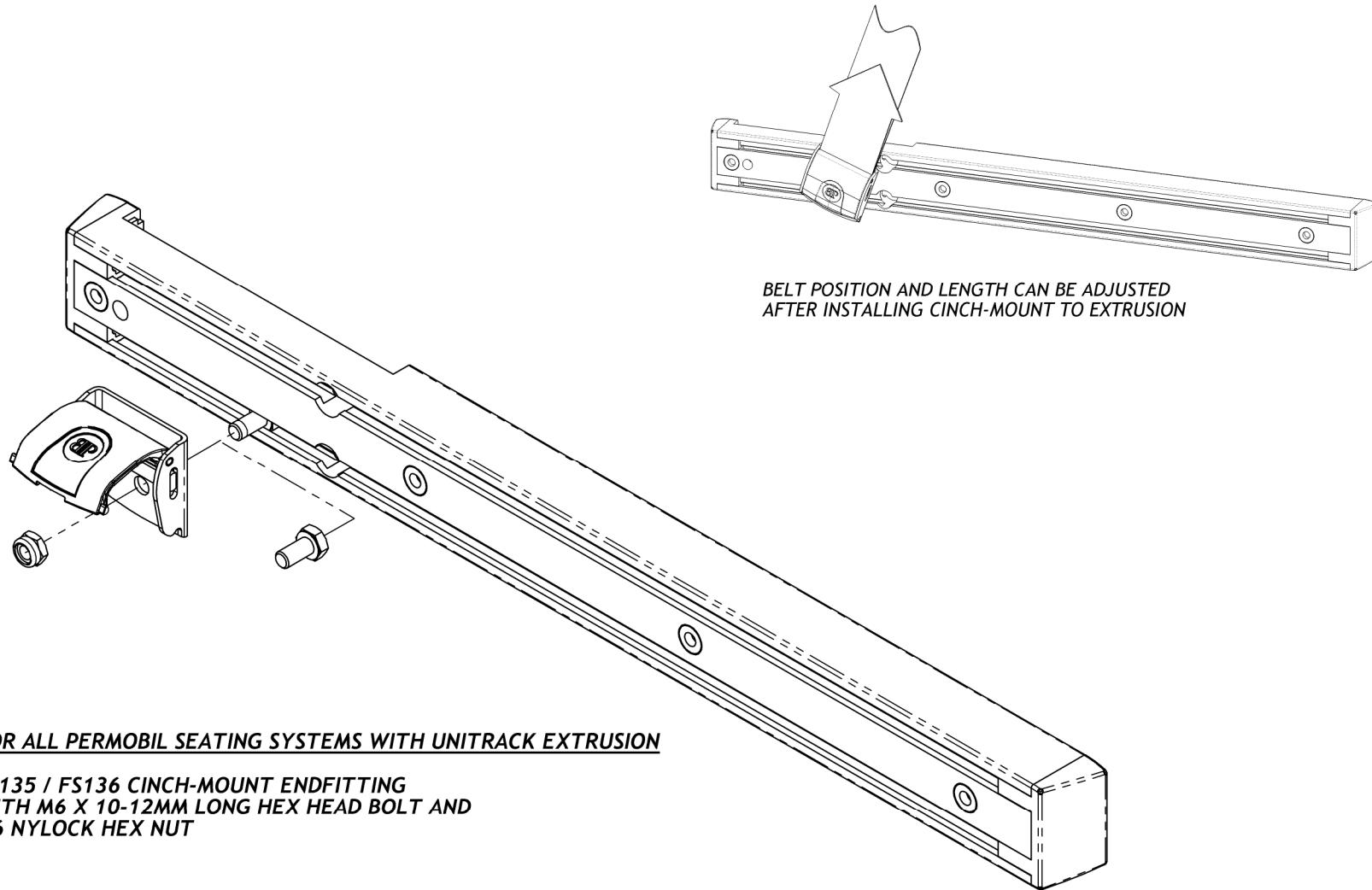
6/11/2007

drawn by

M. KOSH

rev.

**B**



BELT POSITION AND LENGTH CAN BE ADJUSTED  
AFTER INSTALLING CINCH-MOUNT TO EXTRUSION

**FOR ALL PERMOBIL SEATING SYSTEMS WITH UNITRACK EXTRUSION**

**FS135 / FS136 CINCH-MOUNT ENDFITTING  
WITH M6 X 10-12MM LONG HEX HEAD BOLT AND  
M6 NYLOCK HEX NUT**

note

description

**PERMOBIL BELT MOUNTING SOLUTIONS**

drawing no.

**D07-0601-01**

date originated

6/1/2007

drawn by

M. KOSH

rev.

**B**